

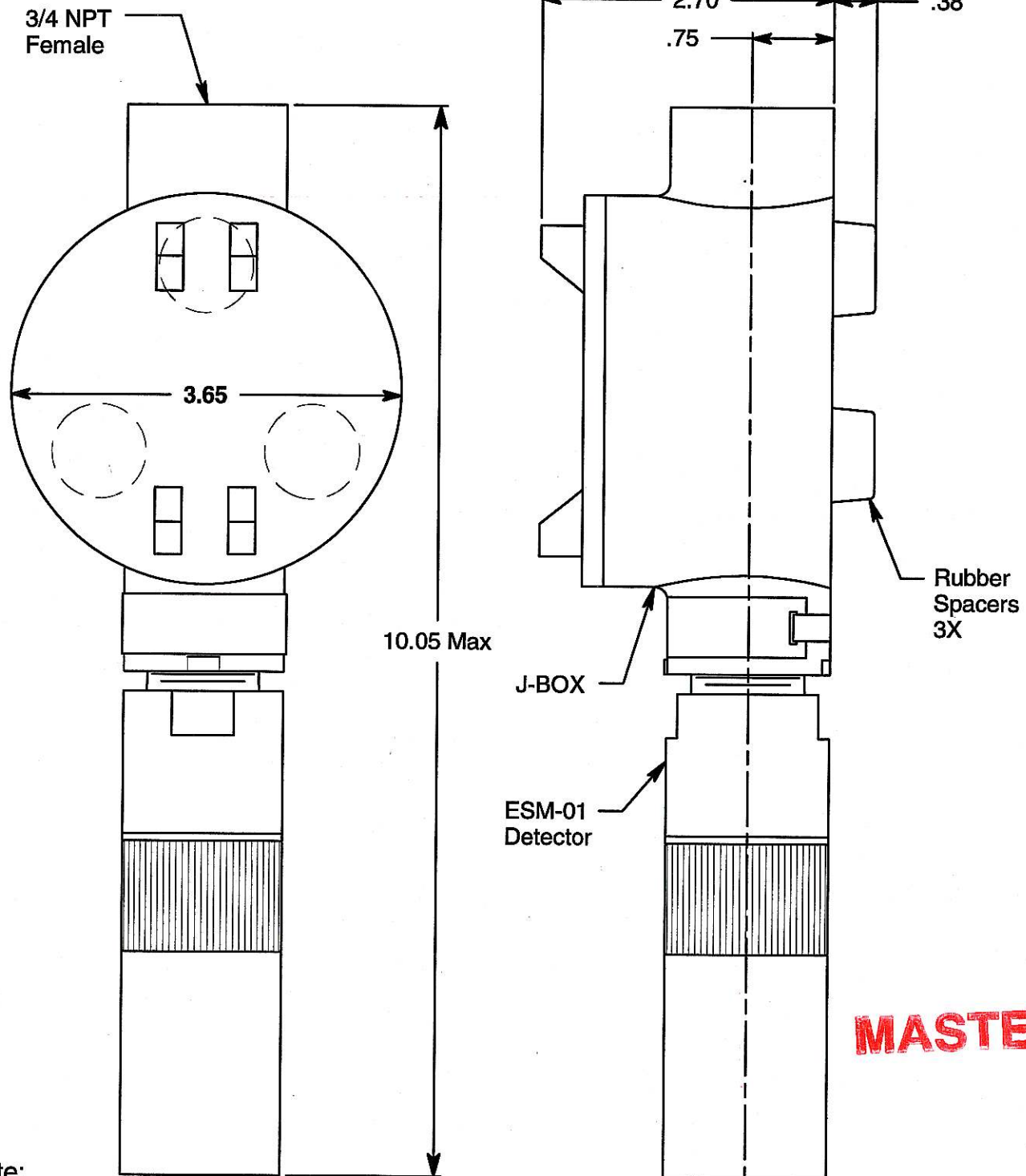


0	Released per ECR 080603-01	06/16/08	
A	ECR 090630-01	07/14/09	



Note:
This drawing is used for all 65-2340RK-XXX type detectors.

**PROPRIETARY
AND CONFIDENTIAL**

The information contained in this drawing is the sole property of RKI Instruments.
Any reproduction in part or as a whole without the written permission of RKI Instruments is prohibited.

TOLERANCES: (IF NOT STATED)

.XX ----- $\pm .010$
.XXX ----- $\pm .005$

**ALL DIMENSIONS IN INCHES UNLESS
OTHERWISE STATED.**

MATERIAL: N/A

FINISH: N/A

SCALE: 1:1



RKI Instruments, Inc.

www.rkiinstruments.com

TITLE: OUTLINE & MOUNTING, S2 Non XP ESM-01 Detector/ Transmitter/ J-Box

A

DRAWN BY:
MF/DJ

PART NUMBER:
65-2340RK-R02

REVISION:
A

APPROVED BY: 

DATE: 11/15/07

PAGE 1 OF 1